

U-DRAIN pro

Surface drainage – System and Design

DURAL

*Life takes
place outdoors*

SYSTEM

DESIGN

NEW COLOUR
anodised
anthracite



Drainage
channel system
U-DRAIN pro
Entryway
Terrace
Balcony
Winter garden
Commercial
spaces

U-DRAIN pro

Practical aspects at a glance

Load-bearing capacity   

Water-resistant adhesive mounting of U-DRAIN pro per component

Flow rates	UDP 100-65	UDP 50-100 (50-105)
Horizontal drain	DN 50: 330 l/min	DN 40: 280 l/min
Vertical drain	DN 75: 360 l/min	DN 110: 330 l/min

- Design gravel bed with concrete wedge is possible
- Quick installation - Channel body made from PVC
- Vertical drain can be positioned as needed

U-DRAIN pro

The Design at a glance

Design grille **Anodised aluminium**

Grille colours **silver / black**

Channel lengths **100 / 200 mm**

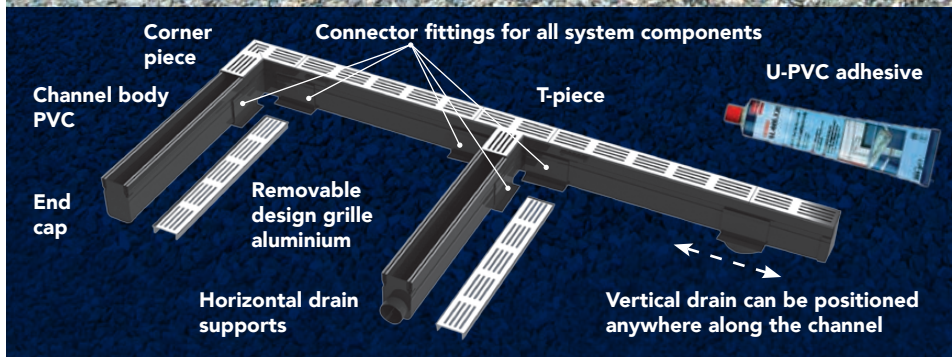
A slender beautiful design

Robust and shock-resistant

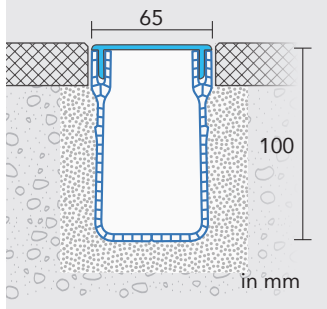
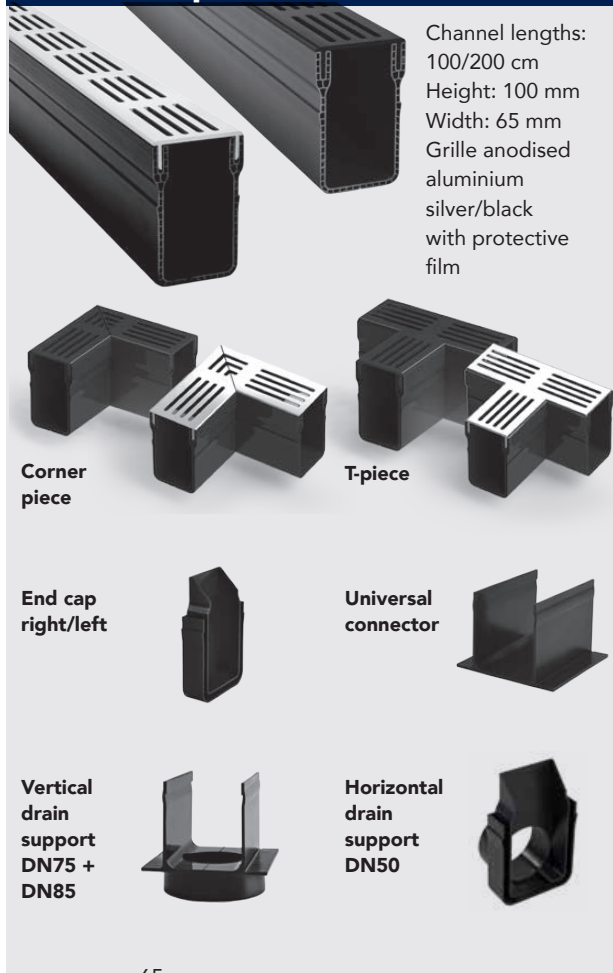
Developed for modern landscaping

U-DRAIN pro The System at a glance

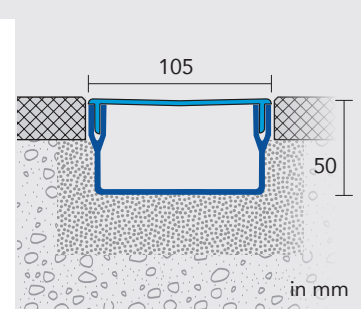
Easy assembly of components using connector fittings



U-DRAIN pro UDP 100-65



U-DRAIN pro UDP 50-100 (50-105)



U-DRAIN pro offers the option of a side drain or floor drain. To install the floor drain, position the vertical drain support anywhere on the channel and cut out the bottom of the channel using a compass saw.

Then attach the support permanently to the channel using the water-resistant U-PVC adhesive from DURAL.

U-DRAIN pro - the grille and channel body can be easily shortened to the required length using a suitable saw.

*) available 01.02.2022



Balcony angle profiles



Boundary profiles



Support

DURAL




Drainage mats



Sealing systems



Dewatering/Drainage



Doormat systems

Life takes place outdoors
outdoor.dural.com



Now on YouTube



"Life takes place outdoors"

DURAL GmbH
 Südring 11
 D-56412 Ruppach-Goldhausen
 Tel. +49 [0] 2602/9261-0
 Fax +49 [0] 2602/9261-50
 info@dural.com
 www.dural.com



4 018448 128718